

TRTP275

The largest of the three TRTP's that Allen manufactures, the 275 comes equipped with a gang vibration system to consolidate the concrete to meet any roadway or airport project specification. This work horse comes equipped with a high powered 74hp Hatz diesel engine and an operator console in the frame of the machine for visibility and safety purposes.



Scan this QR code to learn more details about this product.

Please note that for each overall length there will be gang vibrators located 18" on center within the paving area. Example - 16' paving area with have (7) Gang Vibrators.

DESCRIPTION	TRTP275
ENGINE	Hatz 4H50TIC (T4F)
HORSEPOWER CLASS	74 hp (55.2 kW)
FUEL TYPE	Liquid-Cooled Diesel
WIDTHS AVAILABLE (2 FT INCREMENTS)	12-34 ft
WEIGHT AT 22 FT	8,700 lb (3,946 kg)
ROLLER TUBE DIAMETER	10 in (25.5 cm)
TUBE WEIGHT PER FT	27 lb (12 kg)
HYDRAULIC OIL RESERVOIR	60 gal (227 L)
HYDRAULIC SPRAY SYSTEM	Standard
HYDRAULIC STEERING LEG	Standard



*Please note: The TRTP will need to be at least 2' wider than the paving width. Example: 16' Paving with = 18' TRTP Length.

STEEL EDGE FORMS AND ACCESSORIES

Allen offers a complete line of steel edge forms, including straight forms, radius, dual-sided and heavy-duty paving forms (dowel holes upon request).



CALL FOR PRICING OR EMAIL | 800.643.0095 (USA) | 870.236.7751 | SALES@ALLENENG.COM

To ensure the accuracy of the pricing for the machine requested, please contact our sales team for your proposal.

TRTP255T4

The 255 is a beast of a machine with a 47hp Hatz diesel engine. Equipped with front and rear access platforms, this machine allows the contractor to consolidate the concrete with manual vibrators from the front or provide any finishing to the surface off the back. Easy operator controls are located on the end of the frame to allow the operator the ability to view the roadway ahead, and behind the machine, to make sure the final grade and finish meets the required specs.



Scan this QR code to learn more details about this product.

DESCRIPTION	TRTP255T4
ENGINE	Hatz 4H50TIC (T4F)
HORSEPOWER CLASS	49.5 hp (36.4 kW)
FUEL TYPE	Diesel
WIDTHS AVAILABLE (2 FT INCREMENTS)	12 - 34 ft (3.6 - 10.4 m)
WEIGHT AT 22 FT	5,570 lb (2,526 kg)
ROLLER TUBE DIAMETER	10 in (25.5 cm)
TUBE WEIGHT PER FT	27 lb (12 kg)
HYDRAULIC OIL RESERVOIR	25 gal (95 L)
HYDRAULIC SPRAY SYSTEM	Standard
HYDRAULIC STEERING LEG	Standard



NOTE: In 2021, the gang vibration system is only offered on the TRTP275 model. The TRTP255T4 is only offered without vibration.



CALL FOR PRICING OR EMAIL | 800.643.0095 (USA) | 870.236.7751 | SALES@ALLENENG.COM

To ensure the accuracy of the pricing for the machine requested, please contact our sales team for your proposal.

TRTP150B

The lightest weight and least expensive machine in the TRTP product group, the 150 allows contractors the ability to get the job done at an economical price without sacrificing quality. This unit also has front and rear access platforms to allow the contractor the ability to vibrate from the front, or finish from the back, during the paving process.



Scan this QR code to learn more details about this product.

DESCRIPTION	TRTP150B
ENGINE	KOHLER CH1000 (999cc)
HORSEPOWER CLASS	37 hp (27.6 kW)
FUEL TYPE	Air-Cooled Gasoline
WIDTHS AVAILABLE (2 FT INCREMENTS)	12 - 32 ft (3.6 - 9.7 m)
WEIGHT AT 22 FT	2,790 (1,266 kg)
ROLLER TUBE DIAMETER	6.625 in (16.8 cm)
TUBE WEIGHT PER FT	19 lb (9 kg)
HYDRAULIC OIL RESERVOIR	13.5 gal (41 L)
HYDRAULIC SPRAY SYSTEM	Standard
HYDRAULIC STEERING LEG	Standard

STEEL EDGE FORMS AND ACCESSORIES

Allen offers a complete line of steel edge forms, including straight forms, radius, dual-sided and heavy-duty paving forms (dowel holes upon request).



CALL FOR PRICING OR EMAIL | 800.643.0095 (USA) | 870.236.7751 | SALES@ALLENENG.COM

To ensure the accuracy of the pricing for the machine requested, please contact our sales team for your proposal.



275

HATZ DIESEL ENGINE

Hatz Turbo Diesel 4 cylinder engine boasts 74 HP and offers low fuel consumption. Hatz 74HP is on the 275.



275

LIGHTING SYSTEM


Four 35 Watt LED flood lights with adjustable height mounting. Standard on the 275 only.



275

EMERGENCY STOP


Maximum safety with five Emergency Stop Push Button Switches, plus Horn and Strobe. Standard on the 275.



275

OPERATOR CONSOLE

Operator console for the 275 is positioned inside of main frame provides controls for engine and machine operation, including tubes, steering leg, throttle, ignition, water and vibrator control.



ALL MODELS

WALKWAYS & COUNTER-BALANCE

Walkways are mounted to front and rear of paver. A counter-balance tube is required if a front walkway / vibration system is added.*



ALL MODELS

HYDRAULIC STEERING LEG

Hydraulic steering leg allows the operator the ability to straighten the machine while paving and "steer" through a radius pour.



275

GANG VIBRATION


Hydraulically controlled vibration system for proper concrete consolidation. Standard on the 275 only, not available on the 255 or 150B



ALL MODELS

SPRAY SYSTEM

Allows fogging of screeding tube to keep concrete from sticking to the tube. Fog bar is made with QD couplings for ease of assembly for machine reconfiguration. Available on all models.



ALL MODELS

TUBE SCRAPERS

Drive tube scrapers prevent build-up on tubes allowing for easier clean-up at the end of the day. Available on all models.

*Safety access platform & rear counter balance tube on the rear of the 275. The 255 & 150B can be equipped with front & rear platforms & a rear counter balance tube (Only with front platform)