

FINISHING


WALK-BEHIND TROWELS: PROFESSIONAL // PRO SERIES

**120 rpm
MAXIMUM
ROTOR
SPEED**

**Duromax XP18HPX
(439 cc)
GASOLINE/PROPANE
ENGINE**

**18 hp (13.4 kW)
HORSEPOWER**

**46 in (117 cm)
4-BLADES**



PRO446DF

Introducing our PRO446DF, equipped with a dual fuel 18 hp class Duromax Engine with electric start. This versatile walker offers the option of our Fine Pitch or newly redesigned Rapid Pitch handle, catering to the needs of indoor and outdoor job-sites. Built to tackle the most demanding tasks, the PRO446DF is the ideal choice for customers working in smaller areas or buildings.



Scan this QR code to learn more details about this product.



FINISHING

WALK-BEHIND TROWELS: PROFESSIONAL // PRO SERIES

SPECIFICATIONS

SPECIFICATIONS	PRO446DF
ENGINE	Duromax XP18HPX (439 cc)
HORSEPOWER CLASS	18 hp (13.4 kW)
FUEL TYPE	Gasoline and Propane
ROTOR DIAMETER	46 in (117 cm) 4-blades
MAXIMUM ROTOR SPEED	120 rpm
TROWEL ARMS & SPIDER	Standard Duty
WEIGHT	275 lb (124.74 kg)
DIMENSIONS (L X W X H)	72 x 38 x 39 in (198.1 x 121.9 x 99.1 cm)

PART NO.	MODEL NO.	DESCRIPTION
081035	TWP446DF	PRO446DF - 18 hp class engine, electric start, fine pitch handle, stationary guard ring, lift hook
081045	TWP446DF	PRO446DF - 18 hp class engine, electric start, rapid pitch handle, stationary guard ring, lift hook
PART NO.	MODEL NO.	HANDLE OPTIONS
063975	TWPHF-L	Fine pitch handle w/ carry bar & handle pad for PRO Walkers, 33 lb (15 kg)
070300	TWPHR-L	Rapid pitch handle w/ carry bar & handle pad for PRO Walkers, 33 lb (15 kg)

BLADE & PAN RECOMMENDATIONS

BLADES	PRO446DF
FINISH	015890V-4: 6" x 14", Finish - Silver Series
FLAT FINISH	051317-4: 8" x 14", Flat Finish - Silver Series
COMBO	016095V-4: 8" x 14", Combo - Silver Series INCLUDED WITH THESE BLADES
CLIP ON FLOAT (RH)	02822614-4: 10" x 14", Clip-On Float - Silver Series
PLASTIC FINISH	047229-4: 6" x 14", Finish - Poly / Steel Backed
PANS	PRO446DF
CLIP-ON DISHED	N/A
CLIP ON FLAT	047128 - 36.5" O.D. 67° Lip Angle
SAFETY CATCH FLAT	047130 - 36.5" O.D. 67° Lip Angle



Fine pitch handles use a twist action to control blade pitch from flat to 28° and anything in between.



Rapid pitch handles use a ratcheting action to provide easy adjustment with the push or pull of a lever.



FINISHING


WALK-BEHIND TROWELS: PROFESSIONAL // PRO SERIES

TROWEL BLADES

Allen Engineering offers a complete line of finish blades, combination blades, and clip-on float shoes for your walk-behind or ride-on power trowels. We use high-quality steel or composite plastic with six high-strength rivets to maximize blade life. For the flattest floors, trust only Allen Finishing Blades. And, Allen Blades fit most other brands of walkers and riders.



Scan this QR code to learn more details about this product.




PR0446DF		
PART NO.	MODEL NO.	DESCRIPTION
015695V-4	TBF6X18V-4	Finish - 6" x 18" - Silver Series - set of 4, 14 lb (6 kg)
028489V-4	TBFF8X18S4	Finish - 8" x 18" - .074 Thick w/Bar Silver Series - set of 4, 11 lb (5 kg)
016094V-4	TBC8X18V-4	Combo - 8" x 18" - Silver Series - set of 4, 18 lb (8 kg)
02822618V-4	TBCFR18S-4	Clip-On Float - 10" x 18" - RH Silver Series-set of 4, 30 lb (14 kg)
047230-4	TBF6X18P-4	Plastic Finish - 6" x 18" - Steel Reinforced - set of 4, 20 lb (9 kg)

STEEL FLOAT PANS

Allen Engineering pioneered the use of floating discs (or pans) on riding trowels in 1989 and Allen® Pans remain today the finisher's choice when high FF Numbers are specified on a concrete floor. Allen's flat pan tolerances cut bumps and fill low spots in the concrete floor. Insist on Allen® Steel Pans for your Allen Riders and Walk-Behinds. Made to the same exacting tolerances as the trowels themselves, nothing finishes better.



Scan this QR code to learn more details about this product.



TWO TYPES OF PANS

Allen offers both Flat (0" to 1/8" dish) and Mild-Dished (1/4" to 3/8" dish) steel pans. This gives contractors even more pan choices from Allen.



MADE IN THE U.S.A.
FROM U.S. MADE
STEEL

PR0436		
PART NO.	MODEL NO.	DESCRIPTION
051550-10	P4C3612-10	36 1/2" O.D., Universal Flat, 67° Lip Angle, 4-Blade, Clip On (Ten Pack), 430 lb (195 kg)
051551-10	P4S3612-10	36 1/2" O.D., Universal Flat, 67° Lip Angle, 4-Blade, Safety Catch (Ten Pack), 430 lb (195 kg)
051554-10	P4C4612-10	46 1/2" O.D., Universal Dished, 80° Lip Angle, 4-Blade, Clip On (Ten Pack), 580 lb (263 kg)

